

## ιστορία κατασκευής μίνι γκολφ

### THE MAKING OF MYMINIGOLF

#### HISTORY OF MINIGOLF

ACCORDING TO LEGEND, GOLF WAS INVENTED IN SCOTLAND IN THE 17TH CENTURY. OVER TIME IT DEVELOPED INTO A 9 - 18 HOLE GAME WITH COURSES UP-TO 50 HEKTARS. NOT EXACTLY HANDY FOR THE BACK-GARDEN.



THIS IS EXCEEDINGLY MORE FUN THAN BALLROOM DANCING.

YOU BET

THE FIRST RECORDED MENTION OF MINIGOLF WAS ON 8-JUNE 1912 IN THE "ILLUSTRATED LONDON NEWS" IN AN ARTICLE ABOUT THE NEW AND TRENDY SPORT. THE ACCOMPANYING PHOTO SHOWED A GROUP OF YOUNG MEN IN FLANNEL SUITS WITH THEIR LADIES ON A ROUND OF MINIGOLF.

FRED ASTAIRE STEPPING OUT TO PLAY MINIGOLF ATOP THE HOTEL WHITE IN NEW YORK. THE WORLD CAN ONLY IMAGINE WHAT A FRED AND GINGER MINIGOLF EXTRAVAGANZA COULD HAVE BEEN LIKE...



STUPID BALL KEEPS COMIN' BACK



THE CROWD LOOKS ON IN AMAZEMENT

A REVOLUTIONARY NEW PASSTIME



THE ONE AND ONLY PAUL BONGNI



MR. BONGNI'S FIRST MINIGOLF COURSE IN LOCARNO



FIRST TESTS CARRIED-OUT UNDER COVER OF COMPLETE DARKNESS. TOP SECRET !

IN 1953 THE SWISS INVENTOR BONGNI DEVELOPED AND PATENTED THE FIRST MINIGOLF COURSE. THE GAME HAS NOT CHANGED TO THIS DAY. WRONG ! THE AGE OF MYMINIGOLF HAS ARRIVED...



#### THE IDEA WAS BORN

SOMETIME IN THE SOMMER 2005 WE HIT ON THE MYMINIGOLF IDEA. AFTER A FEW LATE NIGHT BEERS IN A BUNGALOW SOUTH OF MUNICH GERMANY WE BEGAN MAKING CRUDE PAPER MODELS OF THE OBSTACLES.

ON THE SAME NIGHT, THE FIRST MYMINIGOLF OBSTACLES WERE TESTED ON THE STREET IN FRONT OF THE HOUSE.




FEW OF THEM



FIRST SKETCHES

TO BEGIN WITH, COUNTLESS SKETCHES WERE MADE



... THEN FOLLOWED COLOURED RENDERINGS



THE FINISHED RENDERING FOR THE SPIRAL




THE "WAVE" STILL IN 2-D

THE FIRST SKETCHES... HALF OF A FOREST WAS SACRIFICED TO PROVIDE ALL THE PAPER WE USED. HUNDREDS OF GOOD (AND NOT SO GOOD) IDEAS WERE CONSIDERED ONLY TO BE THROWN-OUT NEXT DAY. MYMINIGOLF SLOWLY BEGAN TO TAKE-SHAPE AND SOON REQUIRED THE LEAP INTO 3-D MODELLING AND COMPUTER GRAFICS.



THE "LOOPING" WILL FINALLY LOOK LIKE THIS



THE LAST PENCIL-SKETCHES

CARDBOARD MODELS



THIS SPIRALING IS ENOUGH TO MAKE YOU DIZZY!

WITH OUR HOMEMADE CARDBOARD PROTOTYPES WE COULD TEST THE SIZE AND SHAPE IN REAL-LIFE SITUATION. AFTER A FEW DAYS THE HOUSE WAS TURNED INTO A MINIGOLF COURT.

THE MYMINIGOLF HEAP SOON GOT BIGGER



EVEN THE CARDBOARD MODELS WERE MONSTER FUN TO TEST.



LOOKS LIKE A VOLCANO DON'T YOU THINK?

**FUN WITH HARD STYLING CLAY**



AFTER THE SPIRAL WAS MODELLED IN CLAY, THE ONLY THING MISSING WAS A NAME...

...WE CALLED IT "ACAPULCO" AS IT REMINDED US OF A WATERSLIDE IN MEXICO.



THIS PIECE WE CALLED "WARM UP" SO I HAD TO TAKE MY SHIRT OFF...

THE NEXT STAGE WAS TO MODEL THE PARTS IN INDUSTRIAL CLAY, THE TYPE OF MATERIAL USED IN THE DESIGN OF AUTOMOBILES BY ALL THE MAJOR MANUFACTURERS.



JUST FINISHED HALF OF A LOOP




ACCORDING TO LEGEND, THE FIRST USE OF HARD STYLING CLAY WAS IN THE CREATION OF A MINIGOLF COURSE.

**FIRST PROTOTYPES**



THESE PARTS HAVE JUST BEEN PRIMERED



FIRST ROLL-OUT IN THE FINAL COLOR-SCHEME



FINAL SANDING IN PRIMER BEFORE COLOUR-COAT.


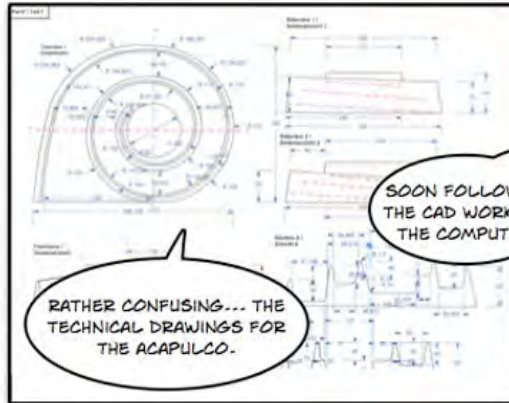

THE FINISHED PROTOTYPES WERE PAINTED AND LEFT TO DRY. THE FIRST OUTDOOR IMPRESSIONS, THIS WAS THE POINT WHEN WE KNEW IT WOULD WORK, IT'S FUN AND LOOKS COOL




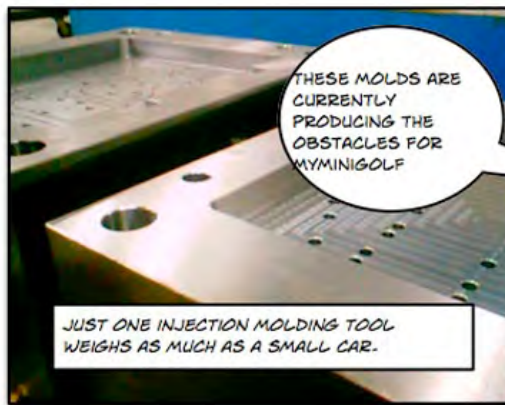
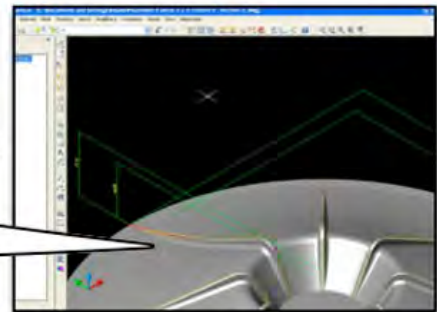
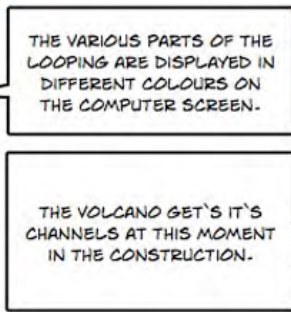
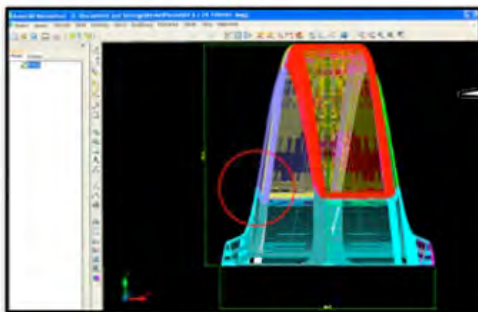
LOOKS GOOD, SMELLS BAD.





WILL I MANAGE THIS AT MY AGE?



THE CLAY MODELS WERE SCANNED AND THE TECHNICAL DRAWINGS RESULTED. THEREAFTER 3 D VIRTUAL MODELS WERE CREATED ON THE COMPUTER USING ALIAS STUDIO TOOLS SOFTWARE. FROM HERE, THE FINAL INJECTION MouldING TOOLS FOR THE OBSTACLES WERE DESIGNED AND CONSTRUCTED...



STEEL BLOCKS WEIGHING TONS WERE MILLED AND POLISHED TO MAKE THE NEGATIVE-MOLDS FOR THE PLASTIC OBSTACLE PRODUCTION.





www.aae.gr



ΑΞΙΟΠΟΙΗΣΗ ΑΚΤΩΝ ΕΛΛΑΔΟΣ Καμινάρη 14 Νέοι Επιβάτες 57019 Θεσσαλονίκη  
T 23920 27003 F 23920 21107 E-mail: aae@aae.gr Website: www.aae.gr